



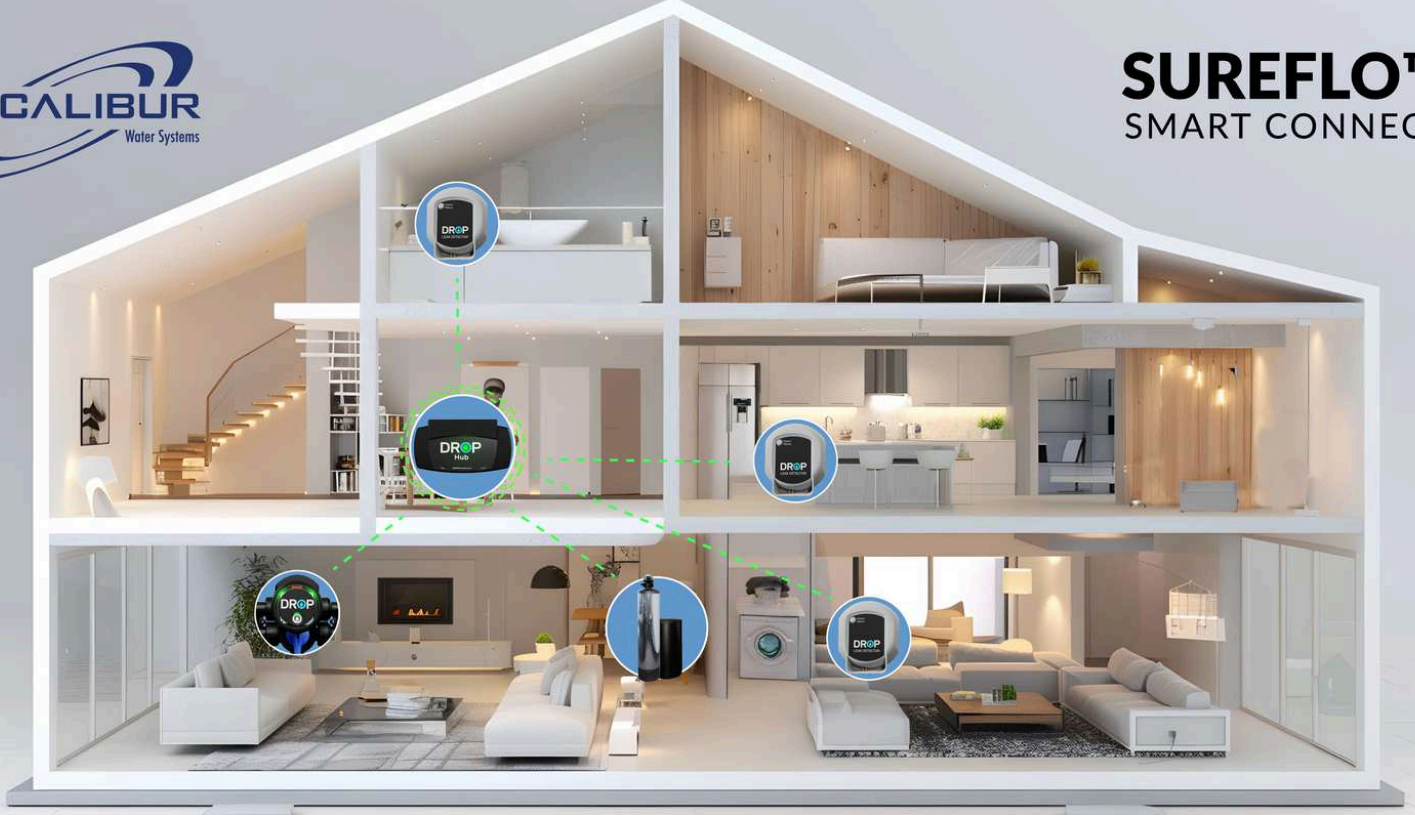
Canadian Manufacturer

EXCALIBUR - SUREFLO™ SMART CONNECT ECOSYSTEM



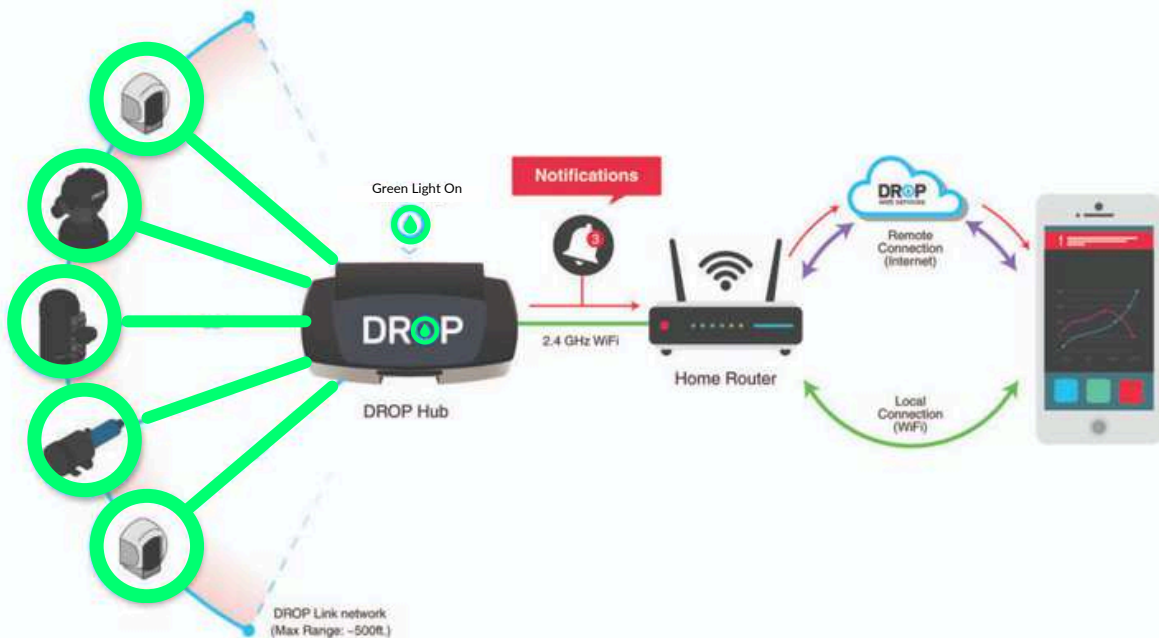
Quality through innovation





SUREFLO™ Smart Connect Ecosystem

Monitor & Control your water treatment appliances in one convenient place



At the heart of the SUREFLO™ Smart Connect Ecosystem is the DROP Hub, a device that seamlessly communicates with all aspects of your home's water system. It integrates all your DROP water treatment devices such as water softeners and filters, together with pumps, flow meters, valves, leak detectors, and more. Each home requires one Hub and each Hub can control 100s of DROP devices.

PRODUCT OVERVIEW

DROP Hub



Our state-of-the-art smart hub is the heart and brains of the DROP smart water management system. It integrates all your residential water treatment devices such as water softeners and filters, together with pumps, flow meters, valves, leak detectors, and more.

Home Protection Valve - Municipal Water



The Home Protection Valve provides the ability to shut off water to the home when a problem is detected or manually through the app. Its built-in flow meter and pressure sensors can identify a broad range of problems such as continuous flow, leaky toilets, or even very small leaks from a faucet.

When paired with DROP Leak Detectors through the DROP Hub, this system provides for every method of leak detection available.

Pump Controller - Well Water



The DROP Pump Controller monitors your water usage and your pump diagnostics, all while providing your home protection. This is a device that can be added to a DROP system or used by itself, with the addition of the DROP Hub.

When installed with an optional meter, the DROP Pump Controller monitors your water flow and will alert you to excessive usage helping to prevent or reduce water damage in the event of a burst pipe or appliance leak.

Leak Detectors



Our low-profile leak detectors integrate with our smart water monitoring system to safeguard your home – and your wallet – from the hazards of water leaks and pipe bursts in your home.

Salt Sensor



Hard water frequently necessitates 20-30% more energy to heat water, and 3-4 times more soap and detergent for cleaning and laundry. With the DROP Salt Sensor, you can ensure you always have salt in your softeners, eliminating the problems of hard water.

As powerful as it is simple, the DROP Salt Sensor lets you know when to add salt to your DROP Water Softener before you run out.

PACKAGES/KITS



**5 YEAR
UNLIMITED
WARRANTY**

Kit Includes:
1 x DROP Hub
1 x Home Protection Valve
2 x Leak Detectors

SUREFLO™ City Home Protection Kit

Using advanced WiFi-enabled smart technology, the Excalibur City Home Protection Kit combines a DROP Hub, home protection valve, and leak detectors to protect against a broad range of water problems, such as pressure changes, continuous water flow, leaking toilets, or even small leaks from a faucet.

The system monitors your water usage 24/7 and sends system information and leak notifications via text, email, or push notifications. It can also shut off water to the home when a problem is detected or manually through the app.

Product No. CWS HSPK

SUREFLO™ Well Home Protection Kit

Using advanced WiFi-enabled smart technology, the Excalibur Well Home Protection Kit combines a DROP Hub, pump controller, and leak detectors to protect against a broad range of water problems, such as pressure changes, continuous water flow, leaking toilets, or even small leaks from a faucet.

Water Meter monitors flow rates and gives the Pump Controller the ability to shut off the well when a high water event or continuous flow condition occurs.

The system monitors 24/7 for water pressure, temperature, voltage and pump amp draw and will send system information and leak notifications via text, email, or push notifications.

Product No. CWS HSPK2



Kit Includes:

- 1 x DROP Hub
- 1 x Pump Controller
- 2 x Leak Detectors
- 1 x Meter

Salt Sensor Kit

Never run out of salt again! The DROP Salt Sensor lets you know when to add salt to your water softener before you run out. The salt sensor can also be used on Excalibur softeners that do not use DROP valves

Kit Includes:

- 1 x Salt Sensor
- 1 x DROP Hub

The Salt Sensor is available for purchase as a kit (with the DROP Hub) or as a stand-alone accessory if you already have the DROP Hub.

Product No. CS DSSK



SUREFLO™ Smart Connect - Water Softeners

Chemsoft™ Smart Water Softener

The Excalibur Chemsoft™ Smart Water Softener not only softens your water while removing chlorine, chemicals, and clear water iron, but it also gives you unparalleled control and monitoring of your water softener.

Stay informed with monitoring and notifications from the DROP hub, and the included salt sensor lets you know when you need salt.

*municipal water supplies only

Product No. EWDS SPREF30 or EWDS SPREF45

Platinum Smart Water Softener

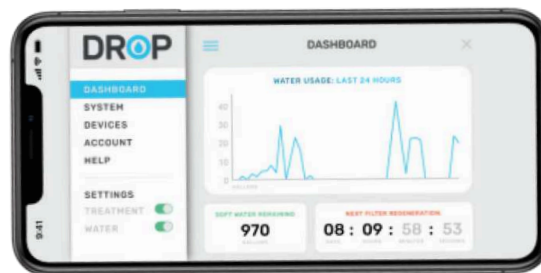
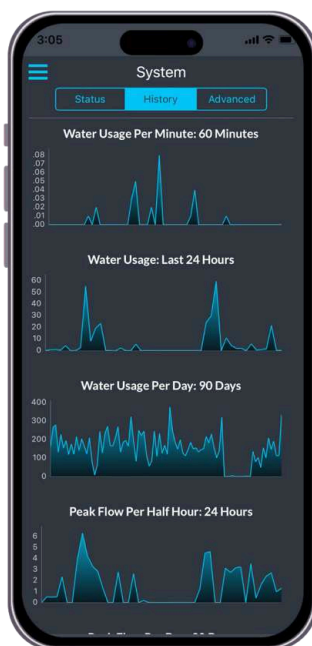
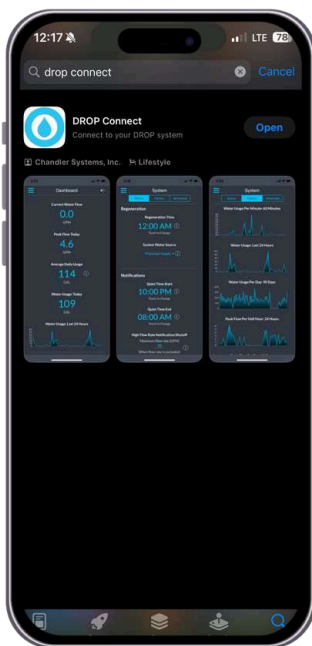
The Excalibur Platinum Smart Water Softener not only softens your water while removing clear water iron, but it also gives you unparalleled control and monitoring of your water softener.

Stay informed with monitoring and notifications from the DROP hub, and the included salt sensor lets you know when you need salt.

Product No. EWDS SP30BFJCT or EWDS SP45BFJCT

**10 YEAR
UNLIMITED
WARRANTY**

DROP Connect App



The DROP App's Dashboard gives you direct access to your water status, allows you to control your water, and lets you monitor your water usage – all in one convenient place.

The DROP app allows you to view your user information and control access to your DROP systems. If you are monitoring multiple locations, you can also change between DROP systems with a simple tap.

Hub WiFi Status

Similar to the mobile setup process, DROp can operate in any network environment, with or without WiFi. The color of your DROp Hub light will indicate to you what connection mode it is in. Here is an overview of each mode.



Connected to WiFi and DROp Connect Services

The Hub has connected to a local WiFi network and to DROp Connect servers.



Connected to WiFi Only

The Hub has connected to a local WiFi network.



Direct Connection

The Hub is using its own private WiFi network (this is the default state on first power up).



Lost WiFi Signal

The Hub cannot connect to the WiFi network it was previously connected to.



Home Protection Valve: Status





EXCALIBUR WATER SYSTEMS INC.

T. 1-877-733-8999 E. contact@excaliburwater.com

www.excaliburwater.com



Scan the QR
Code for more information
on our unlimited warranty

Authorized Dealer: